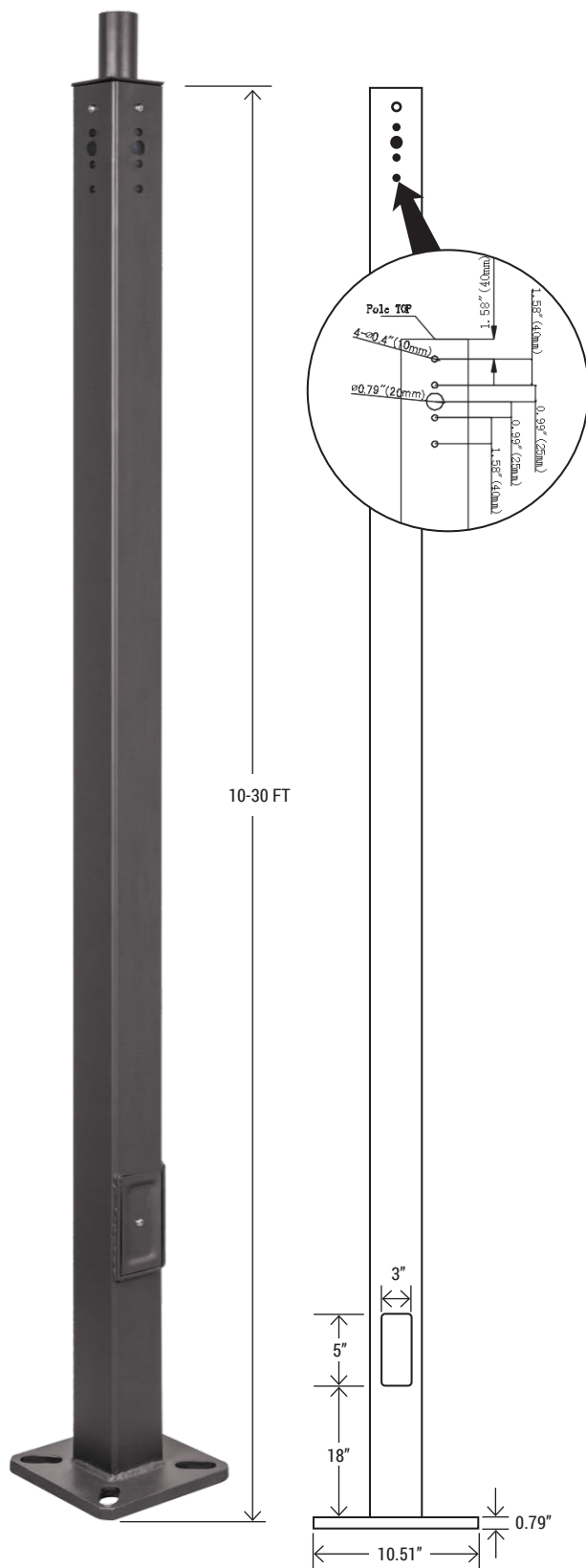


Square Steel Light Poles



Specifications

Pole Shaft: Constructed from high-strength steel tubing, these poles are available with side drilling for arm-mounted area lighting luminaires or with tenon mounts for flood and post-top luminaires.

Finish: The poles feature a textured architectural powder-coat finish in bronze, black and white, baked to ensure maximum paint adhesion, durability, and resistance to wear.

Hand Hole: A cast iron-reinforced hand hole with a grounding provision is located 1'-6" from the base. It includes a secure cover with attachment hardware, designed for easy electrical connections and maintenance.

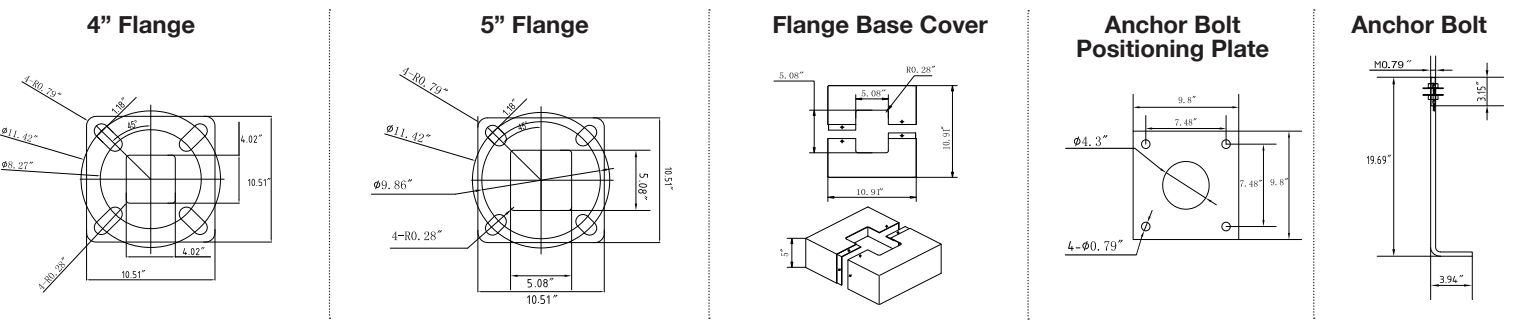
Surface Treatment: The poles are hot-dip galvanized for superior corrosion resistance, providing a long-lasting protective layer.

Accessories Included: Each pole comes with a base cover, screw positioning plate, anchor bolts, and all necessary mounting hardware.

Optional Accessories: Top options include Tenon Top, Top Cap Only, or Open Top, typically used when the pole top diameter matches the required slip-fit dimensions.

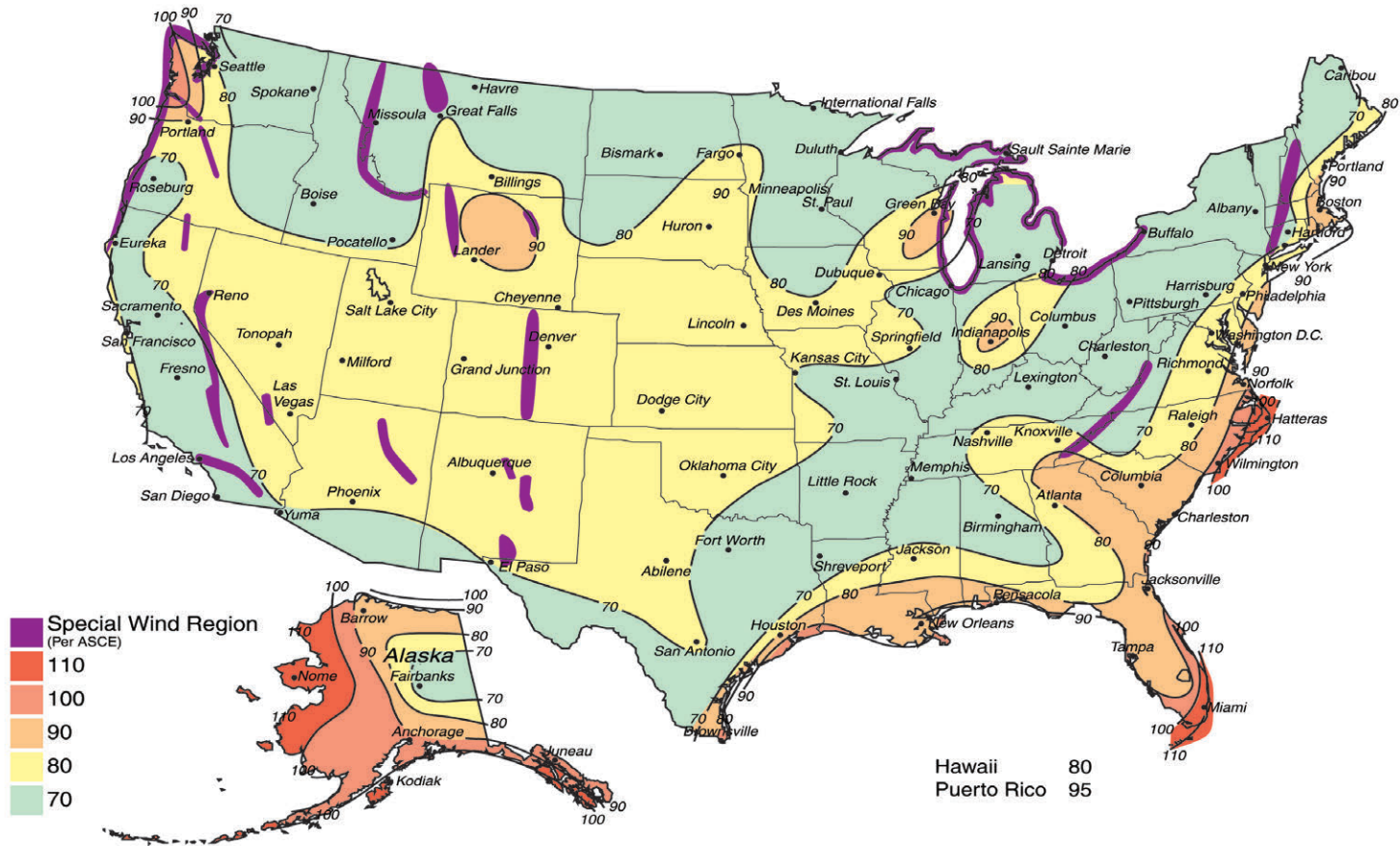
Design Criteria: Standard EPA and weight values are based on commercial criteria with a 1.3 gust factor for side-mounted fixtures. For pole-top mounted luminaires or brackets, please consult the factory for additional loading criteria. Proper foundation design is essential for optimal performance.

Square Steel Light Poles



DIMENSION DATA

CATALOG	HEIGHT	GAUGE	SIZE	BASE	BOLT CIRCLE	BOLT SIZE	WEIGHT (LBS)	EPA 90	EPA 100	EPA 110	EPA 120	EPA 130	EPA 140
JCL-10FT4-7G	10ft	7	4"x4"	11"	8.27"-11.42"	M0.79"x19.69"x3.94"	136	28.2	23.5	19.3	16.6	13.1	11.6
JCL-15FT4-7G	15ft						187	23.6	18.3	17.2	13.7	11.5	9.4
JCL-20FT4-7G	20ft						233	15.2	11.6	10.4	8.3	6.6	5.1
JCL-25FT4-7G	25ft						279	9.8	6.8	6.3	4.5	3.1	2.2
JCL-30FT5-7G	30ft		5"x5"		9.86"-11.42"	M0.79"x19.69"x3.94"/ M0.95"x36"x4"	407	11.6	8.1	7.2	4.6	2.8	1.5



Square Steel Light Poles

ORDERING INFORMATION

EXAMPLE: JCL-10FT4-7G-DB-TT

JCL	10FT	4	7G	DB	TT
COMPANY	HEIGHT	SIZE	THICKNESS	FINISH	MOUNTING
JCLIEVO	10FT 15FT 20FT 25FT 30FT	4 - (4" x 4") 5 - (5" x 5")	7G - (7gauge)	DB - Dark Bronze BL - Black WH- White	TT - Tenon Top TC - Top Cap OT - Open Top

INSTALLATION

